

STORAGE SOLUTIONS

Office • Commercial • Institutional • Industrial • Educational



www.sanduskylee.com

Sandusky
LEE Sandusky Lee Corporation

INTRODUCTION

Sandusky Cabinets and Lee Metal have been major suppliers of Steel Storage Solutions for nearly 70 years.

Our recently combined companies provide a more diverse and broader product line focused on the office, commercial, industrial and educational markets. Our three strategically located shipping locations (California, Tennessee and Pennsylvania) deliver the lowest logistics costs and fastest delivery times in the industry while ensuring that your product is handled a minimal number of times in transit.

» We look forward to working with you and the opportunity to supply your storage needs.



LOCATIONS

SANDUSKY LEE - WEST

P.O. Box 517
Arvin, California 93203
Phone: 661.854.5551
1.800.336.0674
FAX: 661.854.2003

SANDUSKY LEE - SOUTH

P.O. Box 125
Millington, Tennessee 38083
Phone: 901.872.0188
1.800.264.3453
FAX: 901.873.1239

SANDUSKY LEE - NORTH

Sales and Customer Service
P.O. Box 1040
Sandusky, Ohio 44870
Phone: 419.626.5465
1.800.336.0671
FAX: 419.626.3308


SANDUSKY LEE - EAST

P.O. Box 6
Littlestown, Pennsylvania 17340
Phone: 717.359.4111
1.800.233.7076
FAX: 717.359.4414

TABLE OF CONTENTS

ELITE SERIES	4
ELITE RADIUS EDGE STORAGE / SLIDING DOOR STORAGE SERIES	6
ELITE TRANSPORT SERIES	7
ELITE RADIUS EDGE BOOKCASE SERIES	8
ELITE WELDED BOOKCASES	9
CLASSIC SERIES	10
SEE-THRU SERIES	11
VALUE LINE SERIES / FILE N STORE CABINETS	12
KD/SNAPIT SERIES	13
CARTS & STANDS	14
WELDED BOOKTRUCKS	15
COMPUTER SECURITY CABINETS	16
LAPTOP SECURITY	18
AUDIO/VIDEO CARTS & STANDS	19
LATERAL FILES	20
PAPER / FLAT FILE STORAGE/LITERATURE RACKS	21
DESKS	22
SYSTEM SERIES	24
WALL CABINETS / MEDIA STORAGE	25
SAFETY CABINETS	26
LOCKERS	27
ACCESSORIES	28
FINISHES	29
FEATURES	30

ELITE SERIES



Storage Cabinets with adjustable shelves

Heavy gauge steel, contract quality, meets ANSI/BIFMA shelf standards. Four fully adjustable shelves on 2" centers, plus raised bottom shelf, contemporary three point recessed locking handle, three sets of hinges on each door. Five year limited warranty. Powder coat finish. Shipped assembled (*).

EA4R	361872-00	36"W X 18"D X 72"H
EA4R	361878-00	36"W X 18"D X 78"H
EA4R	362472-00	36"W X 24"D X 72"H
EA4R	362478-00	36"W X 24"D X 78"H
EA4R	462472-00	46"W X 24"D X 72"H
EA4R	462478-00	46"W X 24"D X 78"H

* Available with swing handle, replace "R" with "2" in stock number



Keyless Electronic Welded Storage Cabinet

Heavy gauge welded steel construction, meets ANSI/BIFMA shelf standards. Four adjustable shelves on 2" centers, plus raised bottom shelf. Three sets of hinges on each door. The cabinets are equipped with a keyless electronic coded locking system. The coded lock is available with two passwords, the administrator and the user. These can be changed to any combination of numbers, four for the user and six for the administrative password. The keypad also keeps a record of the day, date and time of when the cabinet is accessed, which can be displayed when the mechanism is idle. Emergency key included. Powder coat paint finish.

EA4E	361872-00	36"W X 18"D X 72"H
EA4E	361878-00	36"W X 18"D X 78"H
EA4E	362472-00	36"W X 24"D X 72"H
EA4E	362478-00	36"W X 24"D X 78"H
EA4E	462472-00	46"W X 24"D X 72"H
EA4E	462478-00	46"W X 24"D X 78"H



Push Button Recessed Handle

Heavy gauge, welded steel construction. Contract quality, meets ANSI/BIFMA shelf standards. One center fixed shelf and three fully adjustable shelves on 2" centers plus raised bottom shelf. Contemporary chrome push button door handle with key. Three sets of hinges on each door. Powder coat paint finish. Shipped assembled.

EA4P	361872-00	36"W X 18"D X 72"H
EA4P	361878-00	36"W X 18"D X 78"H
EA4P	362472-00	36"W X 24"D X 72"H
EA4P	362478-00	36"W X 24"D X 78"H
EA4P	462472-00	46"W X 24"D X 72"H
EA4P	462478-00	46"W X 24"D X 78"H

♦ Handle requires some assembly.

A. Desk Height Cabinets with adjustable shelf

Heavy gauge steel, contract quality, meets ANSI/BIFMA shelf standards. One fully adjustable shelf plus raised bottom shelf. EA11 361830-00 has three point locking handle. EA11 182430-00 has cam locking handle. Powder coat finish. Shipped assembled (♦).

EA11 182430-00	18"W X 24"D X 30"H
EA11 361830-00	36"W X 18"D X 30"H

B. Counter Height Cabinets with adjustable shelves

Heavy gauge steel, contract quality, meets ANSI/BIFMA shelf standards. Two fully adjustable shelves plus raised bottom shelf. Contemporary three point recessed locking handle. Five year limited warranty. Powder coat finish. Shipped assembled (♦).

EA2R 361842-00	36"W X 18"D X 42"H
EA2R 362442-00	36"W X 24"D X 42"H
EA2R 462442-00	46"W X 24"D X 42"H
EA2R 462442-00K*	46"W X 24"D X 42"H

* With laminate woodgrain top.

D. Combination Cabinets with adjustable shelves

Combination cabinet interior includes a full width top shelf, three adjustable side shelves, and a garment rod. Contemporary three point recessed locking handle. Powder coat finish. Interior requires assembly (♦).

EACR 361872-00	36"W X 18"D X 72"H
EACR 361878-00	36"W X 18"D X 78"H
EACR 362472-00	36"W X 24"D X 72"H
EACR 362478-00	36"W X 24"D X 78"H
EACR 462472-00	46"W X 24"D X 72"H

Swing handle available, replace "R" with "2" in model number.

Electronic entry available, replace "R" with "E" in model number.

E. Wardrobe Cabinets with adjustable shelf

Wardrobe cabinet interior includes a full shelf and garment rod. Contemporary three point recessed locking handle. Powder coat finish. Interior requires assembly (♦).

EAWR 361872-00	36"W X 18"D X 72"H
EAWR 361878-00	36"W X 18"D X 78"H
EAWR 362472-00	36"W X 24"D X 72"H
EAWR 362478-00	36"W X 24"D X 78"H
EAWR 462472-00	46"W X 24"D X 72"H

Swing handle available, replace "R" with "2" in model number.

Electronic entry available, replace "R" with "E" in model number.

Options Available on All Elite Series (Minimum Required)



Anti-Microbial Finish
White Only



Leg Levelers



♦ Handle requires some assembly.

ELITE RADIUS EDGE SERIES



Radius Edge Storage

Heavy 22 gauge, welded steel construction. Contract quality, meets ANSI/BIFMA shelf standards. One center fixed shelf and three fully adjustable shelves on 2" centers plus raised bottom shelf. Contemporary push button door handle with keys. Leg levelers allow adjustments for uneven flooring. Three sets of hinges on each door. Powder coat finish. Shipped assembled.

ER4P 361872-00	36"W X 18"D X 72"H
ER4P 362472-00	36"W X 24"D X 72"H
ER2P 361842-00	36"W X 18"D X 42"H
ER2P 362442-00	36"W X 24"D X 42"H

F.O.B. Tennessee only.



Radius Edge Clearview Storage

Durable acrylic doors provide full visibility of contents. Center fixed shelf and three fully adjustable shelves on 2" centers plus raised bottom shelf. Contemporary push button handle with keys. Leg levelers. Meets/exceeds ANSI/BIFMA shelf standards. Shipped assembled.

ER4V 361872-00	36"W X 18"D X 72"H
ER4V 362472-00	36"W X 24"D X 72"H
ER2V 361842-00	36"W X 18"D X 42"H
ER2V 362442-00	36"W X 24"D X 42"H

F.O.B. Tennessee only.



Radius Edge Mobile Storage Cabinet

Heavy 22 gauge, welded steel construction. Patented heavy duty caster base (see page 31). Casters located to permit flush positioning to walls. Center fixed shelf, extra deep adjustable shelves plus raised bottom shelf. Contemporary push button handle with keys. Powder coat finish. Ship assembled except for casters.

TR3P 362460-00	36"W X 24"D X 66"H
TR1P 362430-00	36"W X 24"D X 36"H
TR2P 362442-00	36"W X 24"D X 48"H

F.O.B. Tennessee only.



Sliding Door Storage Cabinets

Convenient, space saving sliding door cabinets with locking doors. Fully adjustable shelves adjust on 1" centers plus raised bottom shelf. Welded steel construction. Powder coat finish. Shipped assembled.

Counter Height Sliding Door Storage Cabinet

Convenient, space-saving sliding door cabinets with locking doors. Fully adjustable shelves adjust on 1" centers plus raised bottom shelf. Welded steel construction. Powder coat finish. Shipped assembled.

BA1S 361229-00	36"W X 12"D X 29"H
BA1S 361829-00	36"W X 18"D X 29"H
BA2S 361242-00	36"W X 12"D X 42"H
BA2S 361842-00	36"W X 18"D X 42"H
BA4S 361272-00	36"W X 12"D X 72"H
BA4S 361872-00	36"W X 18"D X 72"H

F.O.B. Tennessee only.

Last two digits of stock number designate color. Replace "00" with appropriate number. See page 29 for color options.

ELITE *Transport* SERIES

Mobile Storage For Material Handling Schools - Commercial - Industrial

Heavy gauge steel (20/22 gauge). Patented heavy duty 12 gauge caster base (see page 31). Casters located to permit flush positioning to walls. Recessed three point locking handle. Extra deep adjustable shelves, plus bottom shelf. Nearly 40%–70% more storage space than standard size cabinets. Welded steel construction. Powder coat finish. Shipped assembled (♦).

Transport Mobile Storage with adjustable shelf

Available in five sizes. Four adjustable shelves. Optional side handle available (see page 28).

TA4R	302466-00	30"W X 24"D X 72"H
TA3R	362460-00*	36"W X 24"D X 66"H
TA4R	362472-00	36"W X 24"D X 78"H
» TA3R	462460-00*	46"W X 24"D X 66"H
» TA4R	462472-00	46"W X 24"D X 78"H

* Three adjustable shelves. Height includes 6" for casters.

Transport Mobile Storage with adjustable shelf

Convenient 24" width. Three adjustable shelves. Optional side handle available (see page 28).

TA3R	242460-00	24"W X 24"D X 66"H
------	-----------	--------------------

Transport Mobile Wardrobe with wardrobe bar

Full width adjustable shelf with wardrobe bar. Optional side handle available (see page 28).

TAWR	362472-00	36"W X 24"D X 78"H
» TAWR	462472-00	46"W X 24"D X 78"H

Transport Mobile Combination with sectioned interior

Full top shelf and three adjustable side shelves, plus bottom. Open section has wardrobe bar. Interior requires assembly. Optional side handle available (see page 28) (♦).

TACR	362460-00*	36"W X 24"D X 66"H
TACR	362472-00	36"W X 24"D X 78"H
» TACR	462472-00	46"W X 24"D X 78"H

* No top shelf. Height includes 6" for casters.

Transport Work Height Storage with adjustable shelves

Large capacity, two adjustable shelves plus bottom shelf. Optional side handle available (see page 28).

» TA2R	462442-00	46"W X 24"D X 48"H
--------	-----------	--------------------

Transport Work Height Storage with adjustable shelves

Fully adjustable shelf plus bottom shelf. Swing handle with cam lock on single door model; three point lock on double door model (not shown). Optional side handle available (see page 28).

TA11	182430-00	18"W X 24"D X 36"H
TA11	361830-00	36"W X 18"D X 36"H
TA11	362430-00	36"W X 24"D X 36"H
TA11	362442-00	36"W X 24"D X 48"H

» Extra Large Capacity

♦ Handle and casters require some assembly.

NOTE: Transport Cabinets 36"W x 24"D x 66"H and 36"W x 24"D x 36"H are available with Dove Gray body and either Burgundy, Blue or Green doors. Specify 53 Burgundy, 56 Blue or 58 Green doors. Last two digits of stock number designate color. Replace "00" with appropriate number. See page 29 for color options.



ELITE RADIUS EDGE BOOKCASES



Radius Edge Stationary Bookcases


Fully adjustable shelves adjust on 1" centers plus raised bottom shelf. Leg levelers. Welded steel construction. Powder coat finish. Shipped assembled.

BA1R 361830-00 one shelf and bottom shelf	36"W X 18"D X 30"H
BA2R 361842-00 two shelves and bottom shelf	36"W X 18"D X 42"H
BA3R 361852-00 three shelves and bot. shelf	36"W X 18"D X 52"H
BA4R 361872-00 four shelves and bot. shelf	36"W X 18"D X 72"H

F.O.B. Tennessee only.



Radius Profile



Leg Levelers



Radius Edge Mobile Bookcases

Fully adjustable shelves adjust on 1" centers plus raised bottom shelf. Welded steel construction. Heavy duty patented caster base (see page 31), 2 locking. Shipped assembled except for casters.

BM1R 361830-00 one shelf and bottom shelf	36"W X 18"D X 36"H
BM2R 361842-00 two shelves and bottom shelf	36"W X 18"D X 48"H
BM3R 361852-00 three shelves and bot. shelf	36"W X 18"D X 58"H
BM4R 361872-00 four shelves and bot. shelf	36"W X 18"D X 78"H

Height includes 6" casters

F.O.B. Tennessee only.



Radius Profile

Last two digits of stock number designate color. Replace "00" with appropriate number. See page 29 for color options.

ELITE WELDED BOOKCASES

Bookcases

12" and 18" depths

Fully adjustable shelves adjust on 1" centers plus raised bottom shelf. Welded steel construction. Powder coat finish. Shipped assembled.

BA10 361230-00 one shelf and bottom shelf	36"W X 12"D X 30"H
BA10 361830-00 one shelf and bottom shelf	36"W X 18"D X 30"H
BA20 361242-00 two shelves and bottom shelf	36"W X 12"D X 42"H
BA20 361842-00 two shelves and bottom shelf	36"W X 18"D X 42"H
» BA20 461842-00 two shelves and bottom shelf	46"W X 18"D X 42"H
BA30 361252-00 three shelves and bot. shelf	36"W X 12"D X 52"H
BA30 361852-00 three shelves and bot. shelf	36"W X 18"D X 52"H
BA40 361272-00 four shelves and bot. shelf	36"W X 12"D X 72"H
BA40 361872-00 four shelves and bot. shelf	36"W X 18"D X 72"H
» BA40 461872-00 four shelves and bot. shelf	46"W X 18"D X 72"H
BA50 361284-00 five shelves and bot. shelf	36"W X 12"D X 84"H
BA50 361884-00 five shelves and bot. shelf	36"W X 18"D X 84"H

» Extra Large Capacity



Mobile Bookcases

18" depths

Fully adjustable shelves adjust on 1" centers plus raised bottom shelf. Welded steel construction. Heavy duty patented caster base (see page 31), 2 locking. Shipped assembled except for casters.

BM10 361830-00 one shelf and bottom shelf	36"W X 18"D X 36"H
BM20 361842-00 two shelves and bottom shelf	36"W X 18"D X 48"H
BM30 361852-00 three shelves and bot. shelf	36"W X 18"D X 58"H
BM40 361872-00 four shelves and bot. shelf	36"W X 18"D X 78"H

Height includes 6" casters



Bookcases with File Drawer

18" depths

Full suspension locking file drawer holds letter or legal hanging files. Shelves adjust on 1" centers. Full width pull handle. Powder coat finish. Shipped assembled.

BD10 361842-00 one shelf and bottom shelf	36"W X 18"D X 42"H
BD20 361852-00 two shelves and bottom shelf	36"W X 18"D X 52"H
BD30 361872-00 three shelves and bot. shelf	36"W X 18"D X 72"H
BD40 361884-00 four shelves and bot. shelf	36"W X 18"D X 84"H



Last two digits of stock number designate color. Replace "00" with appropriate number. See page 29 for color options.

CLASSIC SERIES



Storage Cabinets with adjustable shelves

Four fully adjustable shelves on 2" centers, plus raised bottom shelf, three point door lock system, three sets of hinges per door. Meets ANSI/BIFMA shelf standards. Welded steel construction. Powder coat finish. Shipped assembled (♦).

CA41	361872-00	36"W X 18"D X 72"H
CA41	361878-00	36"W X 18"D X 78"H
CA41	362472-00	36"W X 24"D X 72"H
CA41	362478-00	36"W X 24"D X 78"H

Counter Height Cabinet with adjustable shelves

Two fully adjustable shelves on 2" centers, plus raised bottom shelf, three point door lock system. Meets ANSI/BIFMA shelf standards. Welded steel construction. Powder coat finish. Shipped assembled (♦).

CA21	361842-00	36"W X 18"D X 42"H
CA21	362442-00	36"W X 24"D X 42"H



Combination Cabinets with adjustable shelves

Combination cabinet interior includes a full width top shelf, three adjustable side shelves, and a garment rod. Powder coat finish. Interior requires assembly (♦).

CAC1	361872-00	36"W X 18"D X 72"H
CAC1	361878-00	36"W X 18"D X 78"H
CAC1	362472-00	36"W X 24"D X 72"H
CAC1	362478-00	36"W X 24"D X 78"H

NOTE: See accessories section of price list for combination kit only.

Wardrobe Cabinets with adjustable shelf

Wardrobe cabinet interior includes a full width shelf and garment rod. Powder coat finish. Interior requires assembly (♦).

CAW1	361872-00	36"W X 18"D X 72"H
CAW1	361878-00	36"W X 18"D X 78"H
CAW1	362472-00	36"W X 24"D X 72"H
CAW1	362478-00	36"W X 24"D X 78"H

NOTE: See accessories section of price list for wardrobe kit only.



Janitorial/Supply Cabinet

Three storage shelf spaces 18"W x 14"D x 12"H. Organize building maintenance and cleaning supplies. Storage for brooms, mops, vacuum cleaners, etc. Locking handle for increased safety and security. Powder coat finish. Shipped assembled (♦).

VFC1	301566-00	30"W X 15"D X 66"H
------	-----------	--------------------

♦ Handle requires some assembly.

NOTE: Storage Cabinets 36"W x 18"D x 72"D and 36"W x 18"D x 42"H are available with Dove Gray body and either Burgundy, Blue or Green doors. Specify 53 Burgundy, 56 Blue or 58 Green doors.

Last two digits of stock number designate color. Replace "00" with appropriate number. See page 29 for color options.

Clear View Storage Cabinet

Durable acrylic doors provide full visibility of contents. Fully adjustable shelves on 2" centers plus raised bottom shelf. Three point door locking system. Meets ANSI/BIFMA shelf standards. Powder coat finish. Shipped assembled (♦).

CA4V	361272-00	36"W X 12"D X 72"H
CA4V	361872-00	36"W X 18"D X 72"H
CA4V	362472-00	36"W X 24"D X 72"H
EA4V	362478-00	36"W X 24"D X 78"H
» EA4V	461872-00	46"W X 18"D X 72"H
» EA4V	462472-00	46"W X 24"D X 72"H
» EA4V	462478-00	46"W X 24"D X 78"H

Clear View Counter Height Cabinet

Durable acrylic doors provide full visibility of contents. Fully adjustable shelves on 2" centers plus raised bottom shelf. Three point door locking system. Meets ANSI/BIFMA shelf standards. Powder coat finish. Shipped assembled (♦).

CA2V	361242-00	36"W X 12"D X 42"H
CA2V	361842-00	36"W X 18"D X 42"H
CA2V	362442-00	36"W X 24"D X 42"H
» EA2V	461842-00	46"W X 18"D X 42"H
» EA2V	462442-00	46"W X 24"D X 42"H

Transport Mobile Clear View Cabinet

Durable acrylic doors provide full visibility of contents. Fully adjustable shelves on 2" centers plus raised bottom shelf. Three point door locking system. Meets ANSI/BIFMA shelf standards. Patented heavy duty caster base (see page 31). Powder coat finish. Shipped assembled (♦).

TA4V	361872-00	36"W X 18"D X 78"H
TA4V	362472-00	36"W X 24"D X 78"H
» TA4V	461872-00	46"W X 18"D X 78"H
» TA4V	462472-00	46"W X 24"D X 78"H

Transport Mobile Clear View Counter Height

Durable acrylic doors provide full visibility of contents. Fully adjustable shelves on 2" centers plus raised bottom shelf. Three point door locking system. Meets ANSI/BIFMA shelf standards. Patented heavy duty caster base (see page 31). Powder coat finish. Shipped assembled (♦).

TA2V	361842-00	36"W X 18"D X 48"H
TA2V	362442-00	36"W X 24"D X 48"H
» TA2V	461842-00	46"W X 18"D X 48"H
» TA2V	462442-00	46"W X 24"D X 48"H

Expanded Metal Front Stationary Cabinet

See through, ventilated, 14 gauge expanded metal front doors. Doors are 22 gauge. Four fully adjustable shelves on 2" centers, plus raised bottom shelf. Three point door locking system. Meets/exceeds ANSI/BIFMA shelf standards. Powder coat finish. Shipped assembled (♦).

CA4M	361872-00	36"W X 18"D X 72"H
CA4M	362472-00	36"W X 24"D X 72"H
EA4M	461872-00	46"W X 18"D X 72"H
EA4M	462472-00	46"W X 24"D X 72"H

Expanded Metal Front Transport Mobile Cabinet

See through, ventilated, 14 gauge expanded metal front doors. Doors are 22 gauge. Four fully adjustable shelves on 2" centers, plus raised bottom shelf. Three point door locking system. Meets/exceeds ANSI/BIFMA shelf standards. Shipped assembled (handles/lock require some assembly - casters require assembly). Mobile Cabinets have superior patented caster base (see page 31). Optional side handle available for ease in navigating. Height includes 6" for casters. Powder coat finish.

TA4M	361872-00	36"W X 18"D X 78"H
TA4M	362472-00	36"W X 24"D X 78"H
TA4M	461872-00	46"W X 18"D X 78"H
TA4M	462472-00	46"W X 24"D X 78"H

♦ Handle and casters require some assembly.

» Extra Large Capacity

Last two digits of stock number designate color. Replace "00" with appropriate number. See page 29 for color options.

SEE-THRU SERIES



Expanded Metal Front

VALUE LINE SERIES/FILE N STORE CABINETS



Storage Cabinet with fixed shelves

Extra tall (72") and three fixed shelves allowing extra space between shelves for taller objects. Locking cam handle. Powder coat finish. Shipped assembled (♦).

VF31	301572-00	30"W X 15"D X 72"H
VF31	301872-00	30"W X 18"D X 72"H

Storage Cabinet with fixed shelves

Four fixed shelves. Recessed cam locking handle. Powder coat finish.

VF4R	301566-00	30"W X 15"D X 66"H
------	-----------	--------------------

Storage Cabinet with adjustable shelves

Cam locking handles. Three adjustable shelves and center fixed shelf plus bottom shelf space. Welded steel construction. Powder coat finish. Shipped assembled (♦).

VA41	361872-00*	36"W X 18"D X 72"H
VA42	361872-00	36"W X 18"D X 72"H
VA42	361878-00	36"W X 18"D X 78"H

* One handle.

Storage Cabinet with fixed shelves

Same as above, except with fixed shelves. Powder coat finish. Shipped assembled (♦).

VF42	361872-00	36"W X 18"D X 72"H
VF42	361878-00	36"W X 18"D X 78"H

Counter Height Cabinet with fixed shelves

Convenient counter height with laminate woodgrain work top. Cam locking handles. Two fixed shelves, plus flat bottom shelf space, welded steel construction. Powder coat finish. Shipped assembled (♦).

VF22	361842-00	36"W X 18"D X 42"H
VF22	361842-00K	36"W X 18"D X 43"H

Storage Cabinet with adjustable shelves

Full suspension file drawer holds letter or legal hanging files, cam lock. Full pull recessed handles with push button locking handle. Center fixed shelf plus two adjustable shelves. Welded steel construction. Powder coat finish. Shipped assembled.

EADF	361872-00	36"W X 18"D X 72"H
------	-----------	--------------------

Counter Height Cabinet with fixed shelf

Full suspension file drawer holds letter or legal hanging files. Full pull recessed handles with cam locks. Fixed shelf holds 150 lbs. Welded steel construction. Powder coat finish. Shipped assembled.

EFDF	361842-00	36"W X 18"D X 42"H
------	-----------	--------------------

♦ Handle requires some assembly.

Last two digits of stock number designate color. Replace "00" with appropriate number. See page 29 for color options.

SnapIt™ Storage Cabinet with adjustable shelves

Easy snap-together design assembles in minutes. Three point locking system for security. Shelves adjust on 2" increments. Chrome locking handles with two keys. Meets or exceeds all ANSI/BIFMA standards. Powder coat finish in Dove Gray, Putty or Black.

RTA	7000-00	36"W X 18"D X 72"H
-----	---------	--------------------

05 07 09

SnapIt™ Counter Height Cabinet with adjustable shelves

Easy snap-together design assembles in minutes. Three point locking system for security. Shelves adjust on 2" increments. Chrome locking handles with two keys. Meets or exceeds all ANSI/BIFMA standards. Powder coat finish in Dove Gray, Putty or Black.

RTA	7001-00	36"W X 18"D X 42"H
-----	---------	--------------------

05 07 09

SnapIt™ Bookcases with adjustable shelves

Easy snap-together design assembles in minutes. 200-lb capacity shelves adjust in 2" increments. Meets or exceeds all ANSI/BIFMA standards. Powder coat finish in Dove Gray, Putty or Black.

BQ10 351330-00 one adjustable shelf and bottom shelf	34½"W X 13"D X 30"H
BQ20 351342-00 two adjustable shelves and bottom shelf	34½"W X 13"D X 42"H
BQ30 351352-00 three adjustable shelves and bottom shelf	34½"W X 13"D X 52"H
BQ40 351372-00 four adjustable shelves and bottom shelf	34½"W X 13"D X 72"H
BQ50 351384-00 five adjustable shelves and bottom shelf	34½"W X 13"D X 84"H

05 07 09

SnapIt™ Lockers Full Length

KDCL7212/1	12"W X 18"D X 72"H	SINGLE WIDTH LOCKER	2 REMOVABLE SHELVES 1 FIXED SHELF
KDCL7236/3	36"W X 18"D X 72"H	TRIPLE WIDTH LOCKER	2 REMOVABLE SHELVES 1 FIXED SHELF

Double Tier

KDCL7212/2	12"W X 18"D X 72"H	SINGLE WIDTH LOCKER	1 REMOVABLE SHELF 1 FIXED SHELF
KDCL7236/6	36"W X 18"D X 72"H	TRIPLE WIDTH LOCKER	1 REMOVABLE SHELF 1 FIXED SHELF

05 07 09



F.O.B. Illinois only.

Last two digits of stock number designate color. Replace "00" with appropriate number. See page 29 for color options.

CARTS & STANDS



Mobile Utility Cabinet with fixed shelf

Convenient desk height, durable light gray laminate top, full recessed door pull, push button locking handle secures both doors, two storage areas, four casters—two locking, dove gray powder coat finish. Shipped assembled except casters.

RF1F 301826-05D	30"W X 18"D X 30"H*
-----------------	---------------------

* Height includes casters.

05



Refreshment Center Machine Stand

Concealed 16½"D full suspension drawer. Roll-out drawer is 16½"D x 24"W x 2½"H. Full recessed door pull. Two shelf spaces. Medium gray laminate top. Cabinet case is 30"W x 18"D. Dove Gray. Powder coat finish. Shipped assembled.

CFDP 301833-05D	30"W X 18"D X 34"H
-----------------	--------------------

05



Ready to Assemble Book/Utility Trucks

Heavy duty construction. Choice of flat shelf or sloping shelf trucks. Invert flat shelves to create storage trays with a 2" lip. 12" between shelves. 1" square 18 gauge steel tubing, 5" swivel wheel rubber casters. 20 gauge shelves with 14 gauge reinforcement. 4 locking casters. Powder coat finish in Charcoal, Dove Gray, and Blue. Assembly required.

BT2F 301734-00	2 FLAT SHELVES	33"W X 18"D X 40"H
BT3F 301740-00*	3 FLAT SHELVES	33"W X 18"D X 46"H
BT2S 301734-00	4 SLOPING SHELVES	33"W X 18"D X 40"H
BT3S 301740-00**	6 SLOPING SHELVES	33"W X 18"D X 46"H

* Shown as A.

** Shown as B.

F.O.B. Pennsylvania and Tennessee only.



WELDED BOOKTRUCKS

These heavy-duty all welded steel booktrucks offer maximum strength to efficiently store and transport books, reference materials, binders, video tapes and much more to any location. Booktruck [A] features 4" black furniture style casters. Booktrucks [B] through [F] feature four industrial (200 lb. rated) 5" swivel casters all with locking brake for safety and smooth rounded handles for a comfortable grip and easier control when moving. Frames are 18 gauge and shelves are 20 gauge. Durable powder coat finish available in ten color options, see below.

A. Sloped-Shelf Booktruck

Features two sloped shelves and 4" black furniture style casters for easy movement. 13½" clearance between each shelf.

SR227-00*	27"W X 9½"D	28"W X 13"D X 24½"H
-----------	-------------	---------------------

* Shipped UPS



B. Single Sided Sloped-Shelf Booktruck

Features three sloped shelves with 12" clearance between each shelf. Available in three sizes.

SL33017-00*	16"W X 9½"D	17"W X 13"D X 42"H
SL327-00*	26"W X 9½"D	27"W X 13"D X 42"H
SL330-00	30"W X 9½"D	31"W X 13"D X 42"H

* Shipped UPS



C. Double Sided Sloped-Shelf Booktruck

Offers more storage space featuring six sloped shelves with 12" clearance between each shelf.

SV336-00	36"W X 6¾"D	37"W X 18"D X 42"H
----------	-------------	--------------------



D. Flat-Shelf Booktruck

Features three flat shelves with 12" clearance between each shelf. Offers a large shelf clearance ideal for bulky items.

SF336-00	36"W X 17½"D	37"W X 18"D X 42"H
----------	--------------	--------------------



E. Combination-Shelf Booktruck

Combines flat shelf and sloped shelves in one. Features four top sloped shelves and one bottom flat shelf. 12" clearance between each shelf.

SFV336-00	SLOPED: 36"W X 6¾"D FLAT: 36"W X 17½"D	37"W X 18"D X 42"H
-----------	---	--------------------



F. Combination-Shelf Booktruck

Combines flat shelf and sloped shelves in one. Features one top flat shelf and four bottom sloped shelves. 12" clearance between each shelf.

SFV336-00	SLOPED: 36"W X 6¾"D FLAT: 36"W X 17½"D	37"W X 18"D X 42"H
-----------	---	--------------------



F.O.B. Pennsylvania Only.

Last two digits of stock number designate color. Replace "00" with appropriate number. See page 29 for color options.

COMPUTER SECURITY CABINETS

	JCUBE	JG2663	FDJG2663	A2663	SFDJG2663	16CC303064
Locking Door and Drawers						
Flat Panel Kit						
Flip Down Locking Drawer Front						
Full Rear Door Access						
11 Color Options - Powder Coat						
Pull Out Adjustable Printer Shelf						
Air Tight Door Seals						
Ventilation Fan Included						
Rear Storage Compartment						
Exterior Dimensions w/Casters	26" X 24" X 33"	26" X 24" X 63"	26" X 24" X 63"	26" X 24" X 63"	26" X 24" X 63"	30" X 30" X 70"
Largest Monitor Size	Most 24"	Most 24"	Most 24"	Most 24"	Most 24"	Most 28"



Mobile Computer Cabinet for Extreme Environments

Extra heavy duty 16 gauge

Air-tight door seals and air-intakes for fan filter out dirt and dust preventing it from entering system. All welded 16 gauge steel. Completely secured. Piano hinges on all doors. 25½"W x 30"D x 21½"H monitor section. 44½" work height. 24½"W x 24½"D slide out keyboard tray. 25½"W x 30"D x 33½"H lower cabinet with "adjustable pull-out printer shelf. Four 5" casters, 2 locking. Powder coat finish.

16CC303064-00

30"W X 30"D X 70"H

F.O.B. Tennessee only.

Options Available



Power Strip
PS-8



Fan
UF12A

Features



Flip Down Locking Drawer Front



Flat Panel Kit

COMPUTER SECURITY CABINETS

22 gauge steel construction. Solutions for better wire management. Monitor viewable through 16"W x 15½"H acrylic window. Fully welded, shipped assembled (except casters where applicable). Durable powder coat finish. Also accommodates traditional monitors. See page 29 for color options.

Counter Top Security Cabinet

Designed for desk height use. 2" wire drop gap in the rear of the shelf for easy access. Monitor door and keyboard drawer lock separately. Door opening is 22" x 23". Drawer on bottom of unit is on inside 20" x 15½" x 2". Interior upper cabinet is 26" x 23" x 25".

JCUBE2632	26"W X 24"D X 33"H
-----------	--------------------



Mobile Computer Security Workstation

2" grommet in bottom shelf for easy wire management. Monitor shelf wire way in back of shelf for easy access of wiring between upper and lower portions of cabinet. 4 heavy-duty 5" casters, 2 locking. Cabinet supports 150 lbs. Keyboard shelf 20" x 15½" x 2". Upper locking compartment interior is 25¼" x 22¾" x 23¾". Window with separate cam lock for security. Lower locking compartment with 1 adjustable shelf, adjusts on 1" centers is 21" x 23" x 24½". Flat panel kit included. Optional fan.

JG2663	26"W X 24"D X 63"H
--------	--------------------



Mobile Computer Security Workstation

2" grommet in bottom shelf for wire management. Monitor shelf wire way in back of shelf for easy access of wiring between upper and lower portions, wire drop gap in rear. 4 heavy-duty 5" casters, 2 locking. Cabinet supports 150 lbs. Full rear locking door for easy access. Upper locking compartment with acrylic window with cam lock for security. Upper locking compartment interior is 25¼" x 22¾" x 23¾". Lower locking compartment with 1 adjustable pull out printer shelf that adjusts on 2" centers is 21" x 23" x 24½". Flat panel kit included. Optional fan.

FDJG2663	26"W X 24"D X 63"H
----------	--------------------



Mobile Computer Security Workstation

Air tight seals around all doors and an intake fan that filters out dirt and dust. Wire drop gap in the back of the shelves for easy access. Full length back door on cabinet makes easy access to peripherals. 4 heavy-duty 5" casters, 2 locking. 22 gauge steel construction. Lockable slide-out keyboard drawer with keyboard shelf. Lower front locking compartment with one printer shelf that adjusts on 2" centers. Each of the 3 locking doors, back full door, lower front door and keyboard door comes with 3 keyed alike keys. Flat panel kit included.

A2663	26"W X 24"D X 63"H
-------	--------------------



Flat Screen Mobile Computer Security Workstation

2" grommet in bottom shelf for wire management. Monitor shelf wire in back of shelf for easy access of wiring between upper and lower portions, wire drop gap. 4 heavy-duty 5" casters, 2 locking. Cabinet supports 150 lbs. Roll out keyboard shelf 20"W x 15½"D x 2"H drawer. Flip down drawer front. Fan included. Full rear locking door for easy access. Upper locking compartment, acrylic window with cam lock for security. Upper locking compartment interior is 25¼" x 22¾" x 23¾". Opening clearance is 22"W x 19.75"H. Accommodates flat panel monitors up to 25". Tilt flat panel stand comes attached. Lower locking compartment with 1 adjustable pull out printer shelf that adjusts on 2" centers is 21" x 23" x 24½".

SFDJG2663	26"W X 24"D X 63"H
-----------	--------------------



STORAGE SHELVES IN TOP REAR SECTION

F.O.B. Pennsylvania Only. All products on this page.

Last two digits of stock number designate color. Replace "00" with appropriate number. See page 29 for color options.

LAPTOP SECURITY



CLOSED

Wall-Mount Laptop Safe/Security Cabinet

Powder coated charcoal color in stock. Custom colors available upon request. 20 gauge welded steel construction. Fits most laptops that are 17" or smaller. The platform where the laptop sits is 12¼"H x 17¼"W and comes with a cushioned pad. When the door is down the length from the back of the cabinet to the top of the door (platform) is 18¾". Electronic keypad lock run by 4-AA batteries. No need for keys. Has administrative password and user password. Both can be changed. Keypad has two backup emergency means. The first is an external power source. If the battery fails, it plugs into the keypad. The second is a key, if the code is forgotten. This is located under the handle plate. The platform has adjustable elastic straps to hold the laptop securely in place when closed. The left and right sides of the unit each have a grommet 1½" in diameter for power cords to allow for charging when the laptop is secured. Cell phone and camera storage holders included. Space in bottom for a power strip. Shipped UPS. Shipping weight is 20lbs.

WLAP2016*

20%W X 5¼"D X 19½"H

* Ships UPS

F.O.B. Illinois Only.

Mobile Laptop Security Cabinet

Welded steel construction. Cabinets are 18 gauge steel for the sides and 22 gauge for the shelves. Durable powder coat finish available in a choice of ten colors. Wire management cut outs in lower portion of cabinet. Wire management space behind the shelf in the back of the cabinet is approximately 6½". Ventilation cutouts on sides of cabinet for air circulation. 2" backstop on three sides of top with non-slip rubber pad. Doors open a full 180° for easy access. Room for approximately 16 laptops on 36" shelves, and 24 laptops on 46" wide model. Four 5" casters - 2 locking. Powder coat finish. See page 29 for color options.

MLS5236

36"W X 24"D X 52"H

MLS5248

46"W X 24"D X 52"H

F.O.B. Pennsylvania Only.



BACK

Optional Power Strip



PS-8

20"L X 2"W X 2"D

AUDIO/VIDEO CABINETS & CARTS

Plasma/LCD TV Stand

Protect Plasma and LCD flat panel television investment with this fully enclosed and lockable cabinet. Made of durable, welded steel construction with attractive, embossed doors. Accommodates most LCD and Plasma TVs from 32" up to 46". Top section opening is 43"W x 30"H. Includes tilting universal mount with all required hardware. Fully mobile with industrial grade, patented caster base. Removable rear panel for easy access to equipment plus two lower cord exits. Vented back. Cabinet size is 46"W x 24"D x 66"H (72"H with casters). Powder coat finish available in Sand or Black. Optional side handle available (see page 28).

IAPF	462466-04	46"W X 24"D X 72"H
IAPF	462466-09	46"W X 24"D X 72"H
TSH-04	OPTIONAL SIDE HANDLE	
TSH-09	OPTIONAL SIDE HANDLE	

04 09



Audio Video Cabinet

with casters

Heavy gauge, welded steel construction. Attractive, durable embossed doors with cam lock and full recessed door pull. Doors open flat to sides. Fixed center shelf. Full height inside cord management area and two conveniently located cord exits. Vented back. Inside openings are 31¼"W x 24"D on 36" wide unit and 41¼"W x 26"D on 46" wide unit. Patented, heavy duty caster base (see page 31). Optional side handle available (see page 28). Powder coat finish.

IA3F	362460-00	36"W X 25"D X 66"H
IA3F	462460-00*	46"W X 27"D X 66"H

* Holds most 36" TV's.



Audio Video Cabinet

with casters

Heavy gauge, welded steel construction. Cam lock door. One adjustable shelf plus bottom shelf. Open area for VCR. Safety strap included. Full height inside cord management area and two conveniently located cord exits. Patented, heavy duty caster base (see page 31). Accommodates most 36" TVs. Optional side handle available (see page 28). Powder coat finish.

IA1F	362436-00	36"W X 24"D X 42"H
------	-----------	--------------------

Wide Body Flat Panel TV Cart

Wide Body TV Monitor Carts

Wider base for greater stability and also accommodates larger equipment. Top two shelves have grommet holes for cord management. Heavy duty steel construction. Black powder coat finish. Universal mounting system works with standard flat panel televisions. Monitor can be adjusted to reduce glare and provide best viewing angle. Middle shelf ideal for use with DVD and speakers. 5" industrial grade swivel casters - two with locking brake. Shipped unassembled.

IP30322744-09 (FLAT PANEL)*	32"W X 27½"D X 44"H
IP30403244-09 (FLAT PANEL)**	40"W X 32½"D X 44"H

* Holds up to 37" Flat Panel TV

** Holds up to 52" Flat Panel TV

IF30322744-09 (TV MONITOR)*	32"W X 27½"D X 44"H
IF30403244-09 (TV MONITOR)**	40"W X 32½"D X 44"H

* Holds up to 27" TV

** Holds up to 40" TV



Options



ES32-09
ES40-09



PSC4-09

F.O.B. Illinois only.

Last two digits of stock number designate color. Replace "00" with appropriate number. See page 29 for color options.

LATERAL FILES



400 Series Lateral File Cabinets

E202L	2 DRAWER	30"W X 18"D X 27¼"H
E204L	4 DRAWER	30"W X 18"D X 53¼"H

01 02 03 04 05 06 07 08 A8 09

F.O.B. California and Pennsylvania only.

600 Series Lateral File Cabinets

17087	2 DRAWER	36"W X 19¼"D X 23¾"H
17088	4 DRAWER	36"W X 19¼"D X 53¼"H
19068	4 DRAWER	42"W X 19¼"D X 53¼"H
19069	5 DRAWER	42"W X 19¼"D X 67"H

01 02 03 04 05 06 07 08 A8 09

F.O.B. California and Pennsylvania only.



800 Series Full Pull Lateral Files

17066G	2 DRAWER	30"W X 19¼"D X 28¾"H
17068G	4 DRAWER	30"W X 19¼"D X 53¼"H
17069G	2 DRAWER	36"W X 19¼"D X 28¾"H
17067G	4 DRAWER	36"W X 19¼"D X 53¼"H
17098G	2 DRAWER	42"W X 19¼"D X 28¾"H
19068G	4 DRAWER	42"W X 19¼"D X 53¼"H
19069G	5 DRAWER	42"W X 19¼"D X 67"H

05 07 09

F.O.B. Illinois only.



Cross Bar Kit
LA99000
(Optional)



File Drawer Divider Kit
LFDIVKT-10
(Optional)

800 Series

600 Series

400 Series

Full drawer extension on genuine progressive telescoping ball-bearing slides provide smooth, trouble-free operation.

Built-in drawer interlock system prevents more than one drawer from opening at a time, reducing the chance of cabinet tip over.

Single lock system secures all drawers with one key (two keys included).

Center lock securely locks both sides of each drawer for positive security (two keys provided).

Adjustable leg levelers keep cabinets level in any environment.

Extra deep drawer accommodates letter or legal size files using side to side hanging rails.

Cross Bar Kits available for front-to-back filing.

File Drawer Divider Kits.

Powder coat finish.


Aluminum handles with steel reinforced drawer fronts.

Plastic handle insert.

Rolled or hemmed edge drawer sides for strength, rigidity & safety.

ANSI/BIFMA Rated.

All steel full width drawer pulls featuring double wall reinforced drawer fronts for extra stability.



Lateral File Storage Cabinet

Durable welded steel construction. Hinged doors with full length recessed pulls and 3 shelves (2 adjustable). Two 19¼" deep lateral file drawers with recess pull handles store letter/legal size files. Drawers operate on steel ball bearing telescoping slide suspension for effortless operation. Reinforced double-wall drawer fronts provide extra stability. Two separate single-key locks secure the doors and drawers. Four adjustable leveling guides. Powder coat finish.

17016	36"W X 18"D X 65¼"H
17015	42"W X 18"D X 65¼"H

05 07 09

F.O.B. Illinois only.

FLAT FILE STORAGE



A



B



C

5 Drawer Flat File

These heavy-duty welded steel files will provide long lasting durability to keep your valuable blueprints, drawings, artwork, maps, and other flat materials neatly and safely stored. Includes hinged paper weights in drawer fronts and hoods at rear to keep papers from curling. Drawers slide smoothly on ball bearing rollers for trouble-free operation. Stack files on optional 6" high closed base or on 20" high open base which includes a lower shelf for extra storage. Colors available: Light Gray and Putty.

A. 5 Drawer Flat File with open base

B. Two 5 Drawer Flat Files stacked on closed base

10 Drawer Flat File

C. 10 Drawer Flat File with open base

244876	5-DRAWER FLAT FILE	40 $\frac{3}{4}$ "W X 28 $\frac{3}{8}$ "D X 15 $\frac{1}{4}$ "H*
244877	CLOSED BASE	40 $\frac{3}{4}$ "W X 28 $\frac{3}{8}$ "D X 6"H
244878	OPEN BASE	40 $\frac{3}{4}$ "W X 28 $\frac{3}{8}$ "D X 20"H

*Inside Drawer: 37"W X 25 $\frac{3}{4}$ "D X 2"H

F.O.B. Illinois only.

244879	5-DRAWER FLAT FILE	46 $\frac{3}{4}$ "W X 35 $\frac{3}{8}$ "D X 15 $\frac{1}{4}$ "H**
244880	CLOSED BASE	46 $\frac{3}{4}$ "W X 35 $\frac{3}{8}$ "D X 6"H
244881	OPEN BASE	46 $\frac{3}{4}$ "W X 35 $\frac{3}{8}$ "D X 20"H

** Inside Drawer: 43"W X 32 $\frac{3}{4}$ "D X 2"H

F.O.B. Illinois only.

244882	5-DRAWER FLAT FILE	55 $\frac{1}{4}$ "W X 41 $\frac{1}{8}$ "D X 15 $\frac{1}{4}$ "H***
244883	CLOSED BASE	55 $\frac{1}{4}$ "W X 41 $\frac{1}{8}$ "D X 6"H
244884	OPEN BASE	55 $\frac{1}{4}$ "W X 41 $\frac{1}{8}$ "D X 20"H

*** Inside Drawer: 50"W X 38 $\frac{3}{4}$ "D X 2"H

F.O.B. Illinois only.

05 07

244885	10-DRAWER FLAT FILE	46 $\frac{45}{64}$ "W X 34 $\frac{13}{32}$ "D X 16 $\frac{7}{64}$ "H****
244886	CLOSED BASE	46 $\frac{3}{4}$ "W X 35 $\frac{3}{8}$ "D X 4"H
244887	OPEN BASE	46 $\frac{3}{4}$ "W X 35 $\frac{3}{8}$ "D X 20"H

****Inside Drawer: 43"W X 32 $\frac{13}{16}$ "D X 7 $\frac{7}{8}$ "H

F.O.B. China only.

05 07 09



Paper Storage Cabinet

Three adjustable shelves on 2" centers. Four shelf spaces. 1000 lb. load capacity. Heavy duty 5" casters - 2 locking brakes. Finished in Putty with laminate oak wood grain top. Shipped fully welded with casters attached, cartoned on skids.

TP30 462430-07K 46"W X 24"D X 36"H



Paper Storage Cabinet

5 roll-out drawers. Each drawer holds up to 130 lbs. Heavy duty 5" casters - 2 locking brakes. Finished in Putty with laminate oak wood grain top. Shipped fully welded with casters attached, cartoned on skids.

TP5D 462430-07K 46"W X 24"D X 36"H

F.O.B. Pennsylvania only.



SnapIt Literature Organizer

Steel literature organizers. Easy snap together design with insert dividers assembles in minutes. Each compartment size is 9 $\frac{1}{4}$ "W x 12 $\frac{1}{2}$ "D x 2 $\frac{1}{2}$ "H. Powder coat finish in Dove Gray, Putty and Black. Unit ships KD.

BQD1	34 $\frac{1}{2}$ "W X 13"D X 30"H
BQD2	34 $\frac{1}{2}$ "W X 13"D X 42"H
BQD3	34 $\frac{1}{2}$ "W X 13"D X 52"H
BQD4	34 $\frac{1}{2}$ "W X 13"D X 72"H
BQD5	34 $\frac{1}{2}$ "W X 13"D X 84"H

F.O.B. Illinois only.

STEEL DESKS

400 Series Single-Pedestal Desk

One pedestal with locking file drawer and box drawer. 29½" high. Shipped assembled except legs and handles.

SP4024-GY	GRAY/GRAY	40"W X 24"D
SP4024-BW	BLACK/WALNUT	40"W X 24"D
SP4024-PU	PUTTY/OAK	40"W X 24"D

400 Series Double-Pedestal Desk

with two file drawers

Full extension locking file drawers accommodate hanging file folders. Box drawers are equipped with dividers. 29½" high. Shipped assembled except legs and handles.

DP2F6030-GY	GRAY/GRAY	60"W X 30"D
DP2F6030-BW	BLACK/WALNUT	60"W X 30"D
DP2F6030-PU	PUTTY/OAK	60"W X 30"D

400 Series Double-Pedestal Desk

One pedestal with three box drawers; one pedestal with locking file drawer and box drawer. Two sizes available. 29½" high. Shipped assembled except legs and handles.

DP6030-GY	GRAY/GRAY	60"W X 30"D
DP6030-BW	BLACK/WALNUT	60"W X 30"D
DP6030-PU	PUTTY/OAK	60"W X 30"D
DP7236-GY	GRAY/GRAY	72"W X 36"D
DP7236-BW	BLACK/WALNUT	72"W X 36"D
DP7236-PU	PUTTY/OAK	72"W X 36"D

400 Series Kneespace Credenza

Two pedestals with file drawer and box drawer. 29½" high. Shipped assembled except legs and handles.

CD6020-GY	GRAY/GRAY	60"W X 20"D
CD6020-BW	BLACK/WALNUT	60"W X 20"D
CD6020-PU	PUTTY/OAK	60"W X 20"D

Sliding Keyboard Drawer

Provides an ergonomic position for user comfort. Fits under credenza. 23"W x 14"D.

KD200-LG	LIGHT GRAY
KD200-PU	PUTTY
KD200-BK	BLACK

400 Series L-Shaped Desk

66"W x 30"D desk with flush height 42"W x 24"D wing desk. One pedestal with three box drawers; one pedestal with locking file drawer and box drawer. Choose left or right wing to suit your needs. 29½" high. Shipped assembled except legs and handles.

LW4224-GY	GRAY/GRAY	42"W X 24"D
LW4224-BW	BLACK/WALNUT	42"W X 24"D
LW4224-PU	PUTTY/OAK	42"W X 24"D

Desk with Left "L" Wing


RW4224-GY	GRAY/GRAY	42"W X 24"D
RW4224-BW	BLACK/WALNUT	42"W X 24"D
RW4224-PU	PUTTY/OAK	42"W X 24"D

Desk with Right "L" Wing

Center Drawer

Lockable extra storage space for small supplies. Fits under L-shaped, Single and Double-Pedestal desks. 19½"W x 16½"D x 1⅞"H.

DD100-LG	LIGHT GRAY
DD100-PU	PUTTY
DD100-BK	BLACK



F.O.B. Illinois only.

STEEL DESKS

600 Series Steel Teachers Desk

Features laminated wood top surface with rounded corners and vinyl covered edges for comfort and safety. Desk top features a 6" rear overhang for easy student conferencing. Two grommets for easy cable and wire management. Central locking system locks all drawers. Chrome-plated 1" square tubular steel legs with leveling glides. Heavy-duty steel frame with powder coat finish. Full extension file drawer with steel ball-bearing slide suspension. File drawer is high-sided to accept hanging folders. Box drawer includes divider. Drawer handles with arch design. Includes pull-out center drawer for small supplies.

	TOP SIZE	PEDESTALS	BASE COLOR	TOP COLOR
SQ4830BO	48" X 30"	SINGLE	BLACK	MEDIUM OAK
SQ4830BM	48" X 30"	SINGLE	BLACK	MAPLE
SQ4830PO	48" X 30"	SINGLE	PUTTY	MEDIUM OAK
SQ6030BO	60" X 30"	SINGLE	BLACK	MEDIUM OAK
SQ6030BM	60" X 30"	SINGLE	BLACK	MAPLE
SQ6030PO	60" X 30"	SINGLE	PUTTY	MEDIUM OAK
DQ6030BO	60" X 30"	DOUBLE	BLACK	MEDIUM OAK
DQ6030BM	60" X 30"	DOUBLE	BLACK	MAPLE
DQ6030PO	60" X 30"	DOUBLE	PUTTY	MEDIUM OAK

F.O.B. Illinois only.



Smooth rounded corner tops



800 Series Steel Desks

Features smooth radius edge tops. Full-height end panels for modern appearance. Full-width recessed pull handles. Two attractive color combinations. Scratch-, stain- and moisture-resistant wood grain laminate tops. Reinforced, double-wall steel end panels with modesty panel creates a strong, solid frame. Each pedestal includes locking box/file drawers. Double-wall drawer fronts for added strength. Telescoping steel ball-bearing slide suspension provides smooth drawer operation. Cord management grommets on sides and top. Optional center drawer includes lock and supply tray.

	DIMENSION	PEDESTALS
SP38-4830	48"W X 30"D X 29½"H	SINGLE
DP38-6030	60"W X 30"D X 29½"H	DOUBLE
DP38-7236	72"W X 36"D X 29½"H	DOUBLE
CR38-6024	60"W X 24"D X 29½"H	CREDENZA WITH 2 PEDESTALS
CR38-7224	72"W X 24"D X 29½"H	CREDENZA WITH 2 PEDESTALS
CD38	24¾"W X 30¾"D X 3½"H	CENTER DRAWER

F.O.B. Illinois only.



Mahogany top/Charcoal frame (MC)

Medium Oak top/Putty frame (OP)



Smooth radius edge tops



SYSTEM SERIES EMBOSSSED TEXTURED FINISH



Single Door Wardrobe with file drawer

Embossed textured finish. Full recessed pull, with cam lock. One adjustable shelf with wardrobe bar. Full suspension file drawer.

HAWF 171864-00

17"W X 18"D X 64"H



Single Door Storage with file drawer

Embossed textured finish. Full recessed pull, with cam lock. Three adjustable shelves. Full suspension file drawer.

HADF 171864-00

17"W X 18"D X 64"H

Storage Cabinet with file drawer

Embossed textured finish. Full recessed pull, with recessed push button handle. Two adjustable shelves and one center fixed shelf, plus bottom shelf. Full suspension file drawer.

HADF 301864-00

30"W X 18"D X 64"H



Counter Height Storage with file drawer

Embossed textured finish. Full recessed pull, with recessed push button handle. One fixed shelf plus bottom shelf. Full suspension file drawer.

HFDF 301842-00

30"W X 18"D X 42"H



Push Button
Recessed Handle



Double Door Storage with adjustable shelves

Embossed textured finish. Full recessed pull, with recessed push button handle. Two adjustable shelves and one center fixed shelf, plus bottom shelf.

HA3F 301864-00

30"W X 18"D X 64"H

HA3F 361864-00

36"W X 18"D X 64"H

Counter Height Storage with fixed shelves

Embossed textured finish. Full recessed pull, with recessed push button handle. Two fixed shelves plus bottom shelf.

HF2F 301842-00

30"W X 18"D X 42"H



Push Button
Recessed Handle

F.O.B. Tennessee and California only.

Last two digits of stock number designate color. Replace "00" with appropriate number. See page 29 for color options.

WALL CABINETS/MEDIA STORAGE



Clear View Wall Cabinet

Durable acrylic doors provide full visibility of contents. Fully adjustable shelf on 2" centers plus raised bottom shelf. Three point door locking system. Meets ANSI/BIFMA shelf standards. Shipped assembled (•).

WA1V 301226-00	30"W X 12"D X 26"H
WA1V 161226-00*	16"W X 12"D X 26"H
WA2V 361230-00	36"W X 12"D X 30"H

Solid Door Wall Cabinet

Not shown. Solid doors - not clear view. Fully adjustable shelf on 2" centers plus raised bottom shelf. Three point door locking system. Meets ANSI/BIFMA shelf standards. Shipped assembled (•).

WA21 301230-00	30"W X 12"D X 30"H
WA11 181226-00*	18"W X 12"D X 26"H
WA22 361230-00	36"W X 12"D X 30"H

* Single door design



Keyless Electronic Wall Cabinet

Boltless ready-to-assemble wall cabinet snaps together without the use of any tools. Two-point locking system. Shelves adjusted in 2" increments. The keyless electronic coded locking handle is available with two passwords, and keeps a record of the day, date, and time of when the cabinet is accessed. An exterior battery pack can be plugged into the keypad and also a key that is accessible on the keypad. Available in black, putty and dove gray. Specify color.

KDEW3012	30"W X 12"D X 30"H
----------	--------------------

F.O.B. Illinois only.



Bin Wall Cabinet Solid Door and Clear View

Accommodates plastic bins (approx. sizes 4" x 5" x 3" and 5" x 11" x 5") Bins and shelves not included. Three point door locking system. Shipped assembled (•).

CLEARVIEW BIN CABINET

WB0V 361230-00	36"W X 12"D X 30"H
----------------	--------------------

SOLID DOOR BIN CABINET

WB02 361230-00	36"W X 12"D X 30"H
----------------	--------------------

• Handle requires some assembly.
F.O.B. Tennessee only.

Last two digits of stock number designate color. Replace "00" with appropriate number. See page 29 for color options.

Stationary Media Cabinet

Shipped fully welded. Three point door locking handle. Will accommodate drawers described below - ordered separately. Putty finish.

CA21 361842-07	36"W X 18"D X 42"H
CA41 361872-07	36"W X 18"D X 72"H
CA41 361878-07	36"W X 18"D X 78"H
CA21 362442-07	36"W X 24"D X 42"H
CA41 362472-07	36"W X 24"D X 72"H
CA41 362478-07	36"W X 24"D X 78"H



Drawer

VHS, DVD, & DAT Tape Storage

Holds up to 40 VHS tapes or 80 DVD's or 60 DLT-tapes. Individual compartments 1 1/4"W. Putty finish (see chart below).

EDM1 361800-07	FITS 18" DEEP
EDM1 362400-07	FITS 24" DEEP

Drawer

8mm, Audio Tapes, 4mm, DAT Tape & CD's

Holds up to 90 audio cassettes or 8mm tapes, 150 DAT Tape or 4mm tapes, or 180 compact disks. Individual compartments 3/4"W. Putty finish (see chart below).

EDM2 361800-07	FITS 18" DEEP
EDM2 362400-07	FITS 24" DEEP

CABINET CHART

CABINET MODEL #		CABINET SIZE		MAX. NUMBER OF DRAWERS 18" DEEP		MAX. NUMBER OF DRAWERS 24" DEEP	
18" DEEP	24" DEEP	HEIGHT	WIDTH	EDM1 361800-07	EDM2 361800-07	EDM1362400-07	EDM2362400-07
CA21 361842-07	CA21 362442-07	42"	36"	4	4	4	4
CA41 361872-07	CA41 362472-07	72"	36"	8	8	8	8
CA41 361878-07	CA41 362478-07	78"	36"	9	9	9	9

SAFETY CABINETS



Compact Flammable Safety Cabinet with Single Door - Manual Close

Construction meets NFPA Code 30 and OSHA Standard 1910.106 for storage of Class I, II and III liquids. Fits conveniently under countertops, fume hoods, windows or other compact areas. Cabinets include one 500 lb. capacity galvanized shelf adjustable on 2½" centers.

SC12F	GAL. CAPACITY 12	23"W X 18"D X 35"H
-------	------------------	--------------------

Compact Flammable Safety Cabinet with Double Door - Manual Close

Construction meets NFPA Code 30 and OSHA Standard 1910.106 for storage of Class I, II and III liquids. Fits conveniently under countertops, fume hoods, windows or other compact areas. Cabinets include one 500 lb. capacity galvanized shelf adjustable on 2½" centers.

SC22F	GAL. CAPACITY 22	35"W X 22"D X 35"H
-------	------------------	--------------------



Flammable Safety Cabinet

Standard 2-door manual close design. Double wall 18 gauge welded steel construction with 1½" air space. Dual 2" capped vents with flash arrestors for external exhaust. 2" high leakproof door sill contains spills. Adjustable leveling feet. Locking handle with 3-point latch. Cabinet includes two 500 lb. capacity galvanized shelves, adjustable on 2½" centers. Construction meets NFPA Code 30 and OSHA Standard 1910.106 for storage of Class I, II and III liquids. Factory Mutual Approved.

SC450F	GAL. CAPACITY 45	43"W X 18"D X 65"H
--------	------------------	--------------------

Counter Height Flammable Safety Cabinet

Same features as Flammable Safety Cabinet except it has one adjustable shelf.

SC300F	GAL. CAPACITY 30	43"W X 18"D X 44"H
--------	------------------	--------------------



Paint & Ink Storage Cabinet

Double wall 18 gauge welded steel construction with 1½" air space. Dual 2" capped vents with flash arrestors for external exhaust. 2" high leakproof door sill contains spills. Adjustable leveling feet. Locking handle with 3-point latch. Cabinet includes five 500 lb. capacity galvanized shelves, adjustable on 2½" centers. Construction meets NFPA Code 30 and OSHA Standard 1910.106 for storage of Class I, II and III liquids.

PC60	GAL. CAPACITY 60	43"W X 18"D X 65"H
------	------------------	--------------------

Counter Height Paint & Ink Storage Cabinet

Same features as Paint & Ink Storage Cabinet except it has three adjustable shelves.

PC40	GAL. CAPACITY 40	43"W X 18"D X 44"H
------	------------------	--------------------

F.O.B. Illinois only.

LOCKERS

Welded Storage Lockers

Standard Duty Lockers. Doors have vent holes and a die cast handle that secures the door in a closed position and accommodates a standard padlock. The single tier locker has a top shelf. All compartments have two side hooks (except the five tier locker) and a flat bottom. Welded steel construction. Powder coat finish. Overall size of all lockers is 15"W x 18"D x 66"H. Shipped assembled (♦).

SINGLE TIER LF11 151866-00	15"W X 18"D X 66"H
DOUBLE TIER LF22 151866-00	15"W X 18"D X 66"H (APPROXIMATE TIER SIZE 30"H)
TRIPLE TIER LF33 151866-00	15"W X 18"D X 66"H (APPROXIMATE TIER SIZE 19"H)
FIVE TIER LF55 151866-00	15"W X 18"D X 66"H (APPROXIMATE TIER SIZE 11"H)

- ♦ Handle requires some assembly.

Last two digits of stock number designate color. Replace "00" with appropriate number. See page 29 for color options.



Traditional Steel Lockers

Designed and manufactured to exacting standards, assuring uniform fit and finish. Heavy-duty 16 gauge door and welded frame for a solid, one-piece construction. Lapped rear corners, formed front offset, large flanges on tops, bottoms, shelves, accurately punched holes for a strong, rigid locker unit. Louvered ventilation doors for air circulation. Modern recessed handle on single and double tier lockers; strong steel hasp assembly on six-tier locker. Use as a stand-alone unit or link together for larger installations. Overall height is 78" including legs. Available in Industrial Gray and Tan powder coat finish. Specify color.

ASSEMBLY REQUIRED

SINGLE TIER CL5051	12"W X 18"D X 78"H (APPROXIMATE TIER SIZE 72"H)
DOUBLE TIER CL5091	12"W X 18"D X 78"H (APPROXIMATE TIER SIZE 36"H)
SIX TIER CL5141	12"W X 18"D X 78"H (APPROXIMATE TIER SIZE 12"H)

F.O.B. Illinois only.

ASSEMBLED

SINGLE TIER CL5551	12"W X 18"D X 78"H (APPROXIMATE TIER SIZE 72"H)
DOUBLE TIER CL5591	12"W X 18"D X 78"H (APPROXIMATE TIER SIZE 36"H)
SIX TIER CL5641	12"W X 18"D X 78"H (APPROXIMATE TIER SIZE 12"H)

GY TN

F.O.B. Illinois only.

Heavy Duty Shelving

Designed and built to industrial standards. Heavy gauge steel frame – holds even heaviest loads. Shelves adjust on 1½" centers. Baked enamel finish. Complete unit includes particle board shelves. Assembles fast – no nuts or bolts. Industrial Gray finish.

MR-185	4000 LBS UNIT CAPACITY*	36"W X 18"D X 72"H
MR-2	4000 LBS UNIT CAPACITY*	36"W X 24"D X 72"H
MR-1848	4000 LBS UNIT CAPACITY*	48"W X 18"D X 72"H
MR-245	4000 LBS UNIT CAPACITY*	48"W X 24"D X 72"H

* Total weight evenly distributed.

F.O.B. Illinois only.

WWW.SANDUSKYLEE.COM



LOCKERS

ACCESSORIES



Side Handle For Transports

Mobile Cabinet Side Handle (Optional)

Permits you to move your Transport Series Cabinet easily. Attaches to either side of a 24" deep cabinet to mount horizontally or attaches to 18" deep cabinet to mount vertically using bolts/nuts provided. Additional backer support plate attaches to the inside for maximum support. Holes must be drilled in cabinet to attach handle. Powder coat finish. Order to match your cabinet color.

TSH-00	23"W X 4½"D X 5"H
--------	-------------------



Cabinet Dolly

Make your cabinet mobile

Heavy duty, 13 gauge welded steel with four swivel casters, two with brakes. Weight capacity 1000 lbs. Accommodates 36"W x 18"D or 36"W x 24"D (or smaller) cabinets. Fits Valueline, Classic Plus and Elite Models. (*) Putty finish only.

DOIO 361800-07 PY	36"W X 18"D CABINETS
DOIO 361800-05 GY	36"W X 18"D CABINETS
DOIO 362400-07 PY*	36"W X 24"D CABINETS



Chair Dolly

Supports 280 pounds, has four 2" swivel casters. Finished in Black.

DOIO 2323CH-09	22½"W X 22½"D X ¾"H
----------------	---------------------



Wire Dividers

Snaps firmly into underside of each adjustable shelf. 12 dividers per box. Gray plated steel. Will fit in 18" deep storage cabinets and bookcases.

BWD18	FITS 18" DEEP UNITS
-------	---------------------

Portable Bin

Convenient front and back easy grip handles. Label holder for identifying contents. Corner clips provided for stackable compact storage. Heavy-Duty, holds 100 lbs. Powder coated finish available in Black and Putty Finish.

CB 121311-07 PY	12"W X 13"D X 11½"H
CB 121311-09 BK	12"W X 13"D X 11½"H



Power Strips

Available in 8 outlets.

PS-8	2"W X 2"D X 20"L
------	------------------



Ventilation Fan

Optional 110 Volt Fan. Fits in pre-cut openings in designated cabinets.

UF12A	110V FAN
-------	----------



Hasp

HASP4.5	4½"L
---------	------

COLORS AVAILABLE



* 01-Red, 03-Burgundy, 06-Blue, 08-Forest Green, 22M-Anti-Microbial White and MG-Multi Granite Require an Upcharge - See Price List.
ACTUAL COLOR MAY VARY SLIGHTLY. YOU MAY CONTACT CUSTOMER SERVICE FOR A SAMPLE PAINT CHIP.
NOT ALL PRODUCTS AVAILABLE IN ALL COLORS.

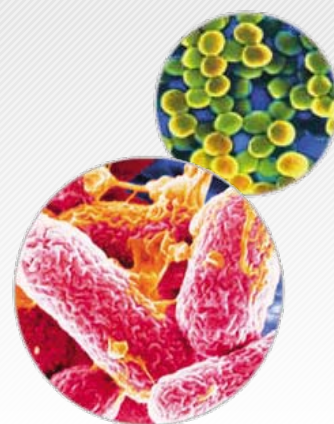
ANTI-MICROBIAL

What is Anti-Microbial Powder Coat Technology?



An advanced powder coat containing an additive that inhibits the growth of mold, mildew and bacterial odors.

How does it work?

In the presence of moisture on the surface, the advanced powder coat releases positive silver ions to bind to the harmful negative microbe which then inhibits the effects of mold and mildew on painted surfaces. This product does not protect users or others against bacteria, viruses, germs or other disease organisms. Always clean these products thoroughly after each use.



FEATURES



- Sandusky provides tapered lock rods for sure fit closure.
- Each door also includes a welded full length door stiffener.
- Felt pads protect the painted surface and assure quiet closure.
- All Sandusky fixed shelves are interlocked within the side break and welded.
- This process significantly increases the strength of the unit and the shelves.
- Sandusky triple forms the sides from top to bottom which greatly increases the stability of the unit.
- Sandusky provides a user friendly adjustable shelf clip. Four shelf clips are positioned at the front and back edges of the shelves, relieving stress from the sides. Shelves adjust easily at 2" increments.
- Shelf weight capacity varies by shelf width. Weight should be evenly dispersed over entire shelf. Meets ANSI/BIFMA shelf standards.

ADJUSTABLE SHELF WIDTH	17"	*24"	*30"	36"	46"
SHELF CAPACITY	85 LB	120 LB	150 LB	180 LB/200 LB	230 LB
FIXED SHELF WIDTH	30"	36"	46"		
SHELF CAPACITY	125 LB	150 LB	230 LB		
* TRANSPORT 24", 30" WIDE HOLDS 180 LB					

- A tru-lock three point rod assembly (rounded bars, not flat) with tapered rod ends is used on the Classic, Elite, and Transport Series. Plastic rod guides in the top and bottom of the door provide quiet and easy closure.
- Adjustable leg levelers available on certain models.
- Chrome recessed push button locking handle secures under fixed shelf.
- All adjustable shelves can be reversed to create a "tray effect" to contain rolling or shifting items. Shelves may also be slanted for a more practical way of viewing shelf contents by elevating the rear two shelf clips one notch.
- Raised bottom shelf is featured on the Elite, Classic Plus, Audio/Video, Computer, Transport, Bin Cabinets and Bookcase Series. This provides a second bottom shelf that can be positioned level to front lip, for ergonomic purposes, or positioned as an additional shelf. The flat bottom design also provides additional stability.

FEATURES

Caster and Mounting/Support Base Specifications for Sandusky Lee Transport® Cabinets, Audio Video Cabinets and Computer Cabinets

Casters mount to a 6" wide full depth 12 gauge plate that bolts through the cabinet bottom into 1¼" angle iron that runs the width of the cabinet, front and back. All interior bolts and angle iron are concealed from view by a false bottom shelf. (U.S. Patent No. 5980008)

Swivel polypropylene casters. Overall caster height is 6", 2 have side brake locks, 5" wheel diameter, 1¼" wheel width.

Heavy 12 gauge steel support plate.

Finish is corrosion-resistant zinc.

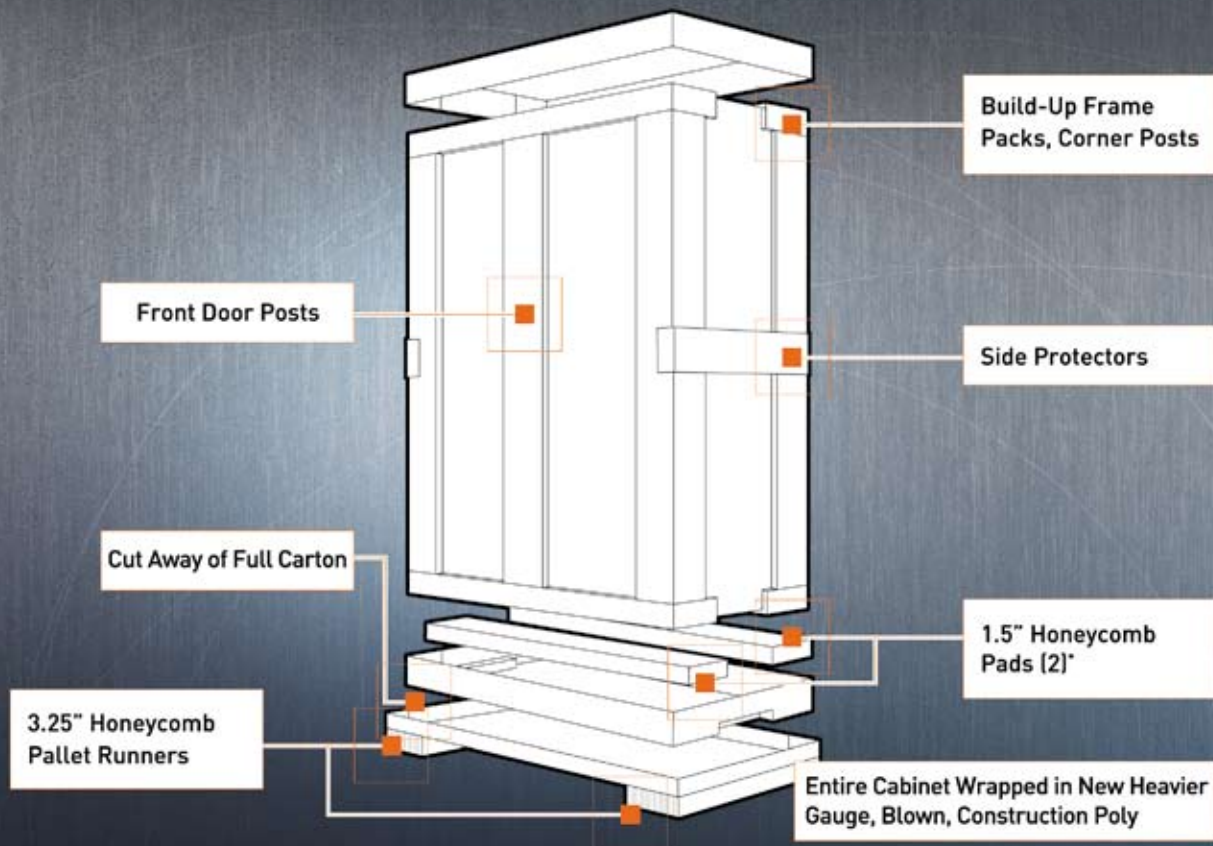

Full depth steel plate is 6" wide.

90°, ½" full depth break for additional strength.

Finish is galvanized steel.

Heavy gauge 1¼" x 1¼" angle iron.

Fastening bolts with flat washers and locking nuts included.



FULL CARTON DESIGNED FOR SAFE SHIPPING

* Honeycomb pads also on top of 52" and Smaller Units.



www.sanduskylee.com